


Easter at HOME!

Most of us will be enjoying Easter at home this year.
Here are some ideas for a meaningful, memorable Easter with your family!

ENJOY RESURRECTION ACTIVITIES

The following pages have directions and visuals/ game pieces for these activities:

Resurrection Day Coloring Page
Gospel Cross Object Lesson and Craft
Easter Egg Truth Hunt
Easter Eggs Object Lesson
Easter Stained-Glass Mural




MAKE A SPECIAL MEAL TOGETHER

Look up recipes, take votes on what to make, and have fun in the kitchen together!
Then enjoy what you made as you celebrate the Resurrection.

SING RESURRECTION SONGS

Christ, Our Hope in Life and Death by Keith & Kristyn Getty
See, What a Morning by Keith & Kristyn Getty
Christ Arose by Go Fish
Salvation Poem by U-Nite
Christ Redeemed Us by U-Nite

Visit youtube.com/kidsenjoyingjesus for videos and
kidsenjoyingjesus.com for more ideas and free downloads!



THE GOSPEL CROSS

The Gospel Cross uses pictures and Bible verses to share the Good News that God's Son, Jesus, is the living Savior!

Scripture quotations are from the ESV® Bible (The Holy Bible, English Standard Version®), copyright © 2001 by Crossway, a publishing ministry of Good News Publishers. Used by permission. All rights reserved.

Teaching Tip: You can watch the Gospel Cross on video at <https://kidsenjoyingjesus.com/product/the-gospel-cross/>



Teaching Tip: Have little kids pretend to wear a crown.

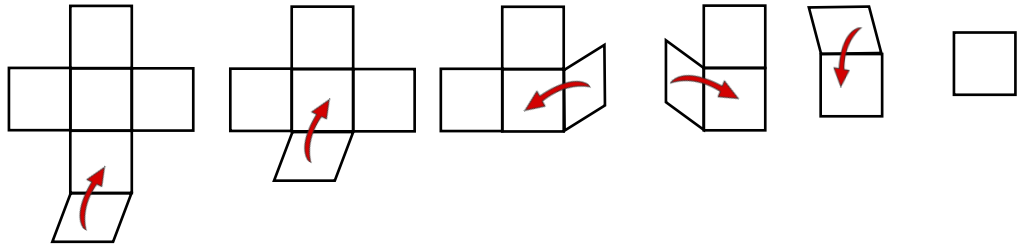


Teaching Tip: Let kids tell you their favorite animals, foods, or colors that God made.



Teaching Tip: Let little kids make a happy and angry face.

Instructions: Print a cross for everyone and color them together. Cut out your cross and fold it like this to teach the lesson.



When telling the story, gradually unfold the squares in reverse order to show the pictures and reveal the cross. Then turn the cross around to reveal the empty tomb and share the Good News that Jesus is the living Savior!

LESSON: THE GOSPEL CROSS

Do you want to hear some good news? I have some pictures that remind me of the most important Good News in the world. It comes from the Bible, the most important book of all time!

1. God is the perfect King.

The Bible tells us God is the most important King ever. That's what this crown reminds me of. He's stronger, bigger, better, and wiser than everyone else in the universe put together. He's a good King who never does anything wrong. He is perfect. He used His perfect wisdom and power to imagine and create everything everywhere. The Bible says, *[point at and read Genesis 1:1]*.

2. God made you and loves you.

This picture reminds me God made everything in the universe, including you! He made the planets, stars, dinosaurs, flamingos, pandas, and watermelons. Everything belongs to Him, but people are His favorite. He loves you with the most powerful love on earth. The Bible says, *[point at and read John 3:16a]*. God loves you and wants you to be perfectly happy with Him forever.

3. Sin keeps you away from God.

But you have a terrible problem called sin that keeps you away from God. Does this look like a happy face? No, it looks mean or angry! Sometimes you and I act mean or angry because we're both sinners. We were born knowing how to think, say, and do things God says not to do. The Bible says, *[point at and read*


Teaching Tip: Ask kids to name other sins that children their age often do.



Teaching Tip: Have kids flex their muscles like a powerful hero and then pretend to cradle a baby in their arms.



Teaching Tip: Have little kids point at their heart and say "Jesus has a perfect heart!"



Teaching Tip: Have little kids point at the hammer and nails in the picture and pretend to sadly bury Jesus in a tomb.



Teaching Tip: Have little kids pretend to look in the empty tomb and say, "Jesus is alive!"

Teaching Tip: Be sure to tell children when and where they can meet you if they want to discuss believing in Jesus as their Savior. Read and explain John 3:16 as you talk with children who respond.

Romans 3:23].

Some sins seem big like dealing drugs, and others seem small like disobeying your parents, but all sins keep us far away from God because He is perfect and cannot let sin stay close to Him. The terrible punishment for sin is to die and be far away from God forever and ever. But God has a wonderful plan to save you.

4. God sent His Son to save you.

Does this baby look like a powerful hero? Many years ago, God promised to send a powerful hero called a Savior who would save people from sin. God kept that promise by sending Jesus, His perfect Son. The Bible says, *[point at and read John 3:16b]*. Jesus left God's home and became a baby here on earth so He could make the way for people to live in God's perfect home forever.

5. Jesus lived a perfect life.

This picture reminds me Jesus has a perfect heart. When Jesus grew up, He showed people what God's perfect love is like. He never thought, said, or did anything wrong! He always loved God and always loved others perfectly. He fixed problems and sickness no one else could fix. Even the weather, plants, and animals obeyed Him because He is God's perfect Son. He is awesome! Many people believed He was God's Son, but others were jealous that Jesus was more important than them so they decided to kill Him!

6. Jesus bled and died for sin.

They beat Jesus and nailed Him to a wooden cross where He bled and died. This hurt Jesus very much, but He didn't try to stop it because it was part of His plan to save you from sin. He didn't deserve to be punished like this because He was perfect, but He did it to take your place. The punishment for your sin is to die and be far away from God. Jesus let these bad, hurtful things happen to Him instead of you when He died on the cross for your sin. The people who loved Him were very sad. They cried as they wrapped His dead body in cloth and buried Him in a tomb. But what happened next blew their minds!

7. Jesus is the living Savior.

Jesus came back to life and came out of the tomb! His friends could hardly believe their eyes when they saw Him and hugged Him. God's awesome power raised Jesus from the dead and Jesus never died again. He is the living Savior. He made the only way for you to be saved from sin. The Bible says, *[quote John 3:16]*. To believe in Jesus means trusting that He really died and came back to life to pay for your sin. If you believe, God promises to save you from sin and give you life with Him that lasts forever. He will be with you to help you and comfort you until the day you die. When you die, He'll take you to live with Him in His perfect home where nothing sad, bad, or scary ever happens. If you want to talk with someone about believing in Jesus, please let me know. I'd love to tell you more about it!



© 2019 Kids Enjoying Jesus
www.kidsenjoyingjesus.com



1. God is the perfect King.

**Black and White Version
(front)**


This black and white version of The Gospel Cross can be inexpensively printed and given to kids so they can make their own Gospel Cross.



2. God made you and loves you.



4. God sent His Son to save you.



3. Sin keeps you away from God.

The Gospel Cross Instructions

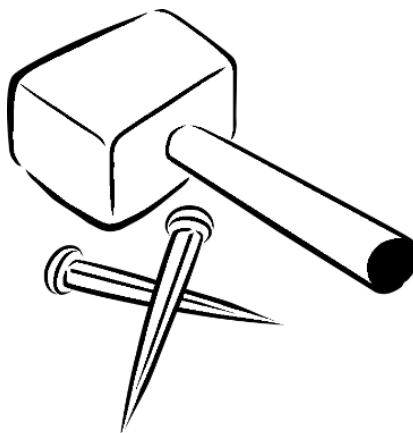
Print the cross front to back then cut it out and fold it.

1. *Fold square 6 up to cover square 5.*
2. *Fold John 3:16b up to cover square 4.*
3. *Fold square 3 to the left to cover Romans 3:23.*
4. *Fold square 2 to the right to cover John 3:16a.*
5. *Fold square 1 down to cover Genesis 1:1.*

When telling the story, gradually unfold the squares in reverse order to show the pictures and reveal the cross. Then turn the cross around to reveal square 7 on the back.



5. Jesus lived a perfect life.



6. Jesus bled and died for sin.

Folding Guide

- 1.
- 2.
- 3.
- 4.
- 5.
- Done!



For God
so loved
the world...
John 3:16a



7. Jesus is the living Savior.

In the beginning,
God created
the heavens
and the earth.
Genesis 1:1

For all have
sinned, and fall
short of the
glory of God.
Romans 3:23

...He gave his
only son, that
whoever believes
in him should not
perish but have
eternal life.
John 3:16b

EASTER EGG TRUTH HUNT

PRINTABLE EASTER EGG BIBLE GAME FOR KIDS

DECORATING
EASTER EGGS

Using familiar holiday symbols to facilitate fun-filled learning is a natural way to engage kids, build relationships, and share the joy of knowing Jesus. You can use this game to hunt down Easter truths and initiate conversations about favorite traditions with kids in your home, church, or community!

PREPARE!






Print the pages below double-sided on white cardstock so that the truths and traditions are printed on the back of the eggs. Cut the eggs apart and arrange them on a table or pocket chart with the egg side facing up. *[To save color ink, you may choose to print only the words and put them in plastic Easter eggs. That works too.]*

PLAY!

Divide the kids into teams and let them take turns choosing eggs to turn over. If the egg reveals an Easter TRUTH, that child's team wins 2,000 points. If the egg reveals an Easter TRADITION, their team wins 1,000 points. The team that hunts down the most TRUTH wins the game!

Fantastic Options:

1. You can use this as an Easter lesson for your home or Sunday School by leading the kids in looking up and reading the verse on the back of each TRUTH egg. Explain and discuss the truths with the kids and also let them share about their favorite Easter traditions.
2. You can use this as a review game by requiring kids to answer a review question before each turn.
3. You can use this as an Easter egg hunt by hiding the eggs throughout your teaching area ahead of time and letting the kids take turns hunting for and reading them.



**JESUS
IS REALLY
ALIVE!**

LUKE 24:6-7

**THE TOMB
IS EMPTY!**

MARK 16:5-6

**JESUS DIED
FOR MY SIN!
1 CORINTHIANS 15:3-4**

**MY SIN CAN
BE FORGIVEN!**

1 PETER 3:18

**GOD GAVE
HIS SON
FOR ME!**

ROMANS 5:8

**JESUS ROSE
ON THE
THIRD DAY!
MATTHEW 28:1-6**

**JESUS
TOOK MY
PUNISHMENT!**







ISAIAH 53:4-6

**GOD KEEPS
HIS PROMISES!**

1 JOHN 4:14

**JESUS
LOVES
ME!**

JOHN 3:16



CHOCOLATE

**DECORATING
EASTER EGGS**

**JELLY
BEANS**

**FLUFFY
BUNNIES**

**EASTER
EGG
HUNTS**

**FANCY
MEALS**

**BASKETS
OF CANDY**

**NICE
CLOTHES**

**SPECIAL
DESSERTS**

EASTER EGG GAME!

Put each question in a plastic Easter egg and hide them ahead of time. Watch the "Easter Eggs Object Lesson for Kids" video at www.youtube.com/kidsenjoyingjesus with the children. After the lesson, have children take turns finding the eggs and answering questions.

Why did God create eggs and everything else in the universe?

[To show how wise, powerful and awesome He is. He deserves our love and obedience.]

Can you make the noises of three animals that lay eggs?

[Answers will vary but may include roaring like a dinosaur, chirping like a bird, or croaking like a frog.]

How is Jesus different from all other people?

[Jesus is the perfect Son of God.]

Why did Jesus die on a cross?

[Jesus died to take the punishment for our sin.]

How did Jesus' friends know He came back to life again?

[The tomb was empty, an angel told them Jesus was alive, they saw Jesus.]

How does an empty egg shell remind us of Jesus coming back to life?

[The empty eggshell reminds us the tomb is empty and Jesus is alive.]

What kind of life can Jesus give you?

[Jesus gives new life with God that lasts forever.]

How does an egg remind us that Jesus gives new life?

[When an egg hatches a new life begins.]

How does believing in Jesus make you new?

[Jesus changes you and makes you part of God's family. He works in your life to help you know and enjoy God.]

What can you say to God the next time you see an Easter egg?

[Thank you that Jesus is alive and that He made the way for me to have new life with God!]

STAINED-GLASS MURAL



Tips for painting glass:

- Use washable paint
- Add 1-2 drops of dish soap to make it easier to wipe off later
- If paint is too thick, add a couple drops of water
- Put down a drop cloth to catch drips

Create a visual reminder of Easter

- Choose an image that reminds you of Easter
- Mark off your area with painters or masking tape
- Use sidewalk chalk on a cement area
- Use paint on a glass door or window
- Or be creative with another location!

SHARE A PICTURE OF YOUR MURAL TO OUR FACEBOOK PAGE!